

The Conservationist



PPTU.org

Potomac-Patuxent Chapter Trout Unlimited

May 2015 • Published monthly except June, July, August and December

Tenkara and the Gunpowder

Rob Lepczyk

May 20th 2015

This month PPTU is excited to host Rob Lepczyk on Wednesday, May 20th. Rob was born and raised in northern Baltimore County growing up fishing his local cold water and warm water fisheries, for brown trout, large and small mouth bass, as well as carp and shad. Rob has been fly fishing and shooting since he could walk and tying flies since he was eleven. He has also traveled North America fishing and hunting, from Montana to the Yucatan, New Mexico to Nova Scotia and points in between.

Rob is a professional Tenkara guide at Great Feathers Fly Shop in Sparks, MD, right above Baltimore and a short distance from the Gunpowder River. Rob is also a certified Tenkara USA guide and was one of the first Tenkara guides in Maryland. Rob has also been featured in the [Baltimore Sun](#).

Many members of PPTU have fished the Gunpowder and are very familiar with its waters. Rob will provide us with additional knowledge of how to utilize tenkara techniques on the Gunpowder or whatever river you may fish. This will be a fun and informative presentation.

For more information on Great Feathers and Tenkara visit their web site, and if you're in the area, stop by for a visit. Rob and the other folks in the shop are always ready to greet you with a smile.

<http://www.greatfeathers.com/fly-fishing-tying-education/tenkara-fly-fishing-md>

– Marc Hutzell



Monthly Chapter Meetings

Time and Day: 7:00 PM, Third Wednesday except June, July, August and December

Place: Margaret Schweinhaut Senior Center, 1000 Forest Glen Road, Silver Spring, MD 20901

DIRECTIONS TO THE SENIOR CENTER

From Capitol Beltway: North on Georgia Avenue (Rte. 97). First Right on Forest Glen Road, then go past Holy Cross Hospital and across Sligo Creek Parkway. The Center is on the right.

Visit our website: www.pptu.org

OFFICERS and DIRECTORS 2014 – 2015

President: Bob O'Donnell 410-733-0638
Past-President: Dennis Covert 410-740-8337
Vice-President: Vacant
Treasurer: Ken Bowyer 301-627-7154
Secretary: Lou Reichel 410-730-5150
Directors: Rodger Johnson 301-275-2593
Alan Burrows 443-610-7850
Patrick Masler 240-381-3054
Joe Robinson 301-565-3267
Jim Greene 301-652-3848
Marc Hutzell 240-499-4945

Committee Chairs:

Fundraising: Bruce Eberle 301-854-3142
Listserve Moderator: Robert Simpson 410-461-8180
Librarian: Lou Reichel 410-730-5150
Mentor Program: Ken Bowyer 301-627-7154
Membership Secretary: Carl Smolka 301-929-1365
Conservationist Editor: Bob O'Donnell 410-733-0638
Outings: Dennis Covert 410-740-8337
Speakers Program: Marc Hutzell 240-499-4945
Conservation Advocacy: Jim Keil 301-588-8375
Project Healing Waters: Larry Vawter 410-750-8264
Publicity: Bob O'Donnell 410-733-0638
Raffles: Bob Dietz 301-854-6893
Refreshments: Rodger Johnson 301-275-2593
Trout in the Classroom: Alan Burrows 443-610-7850
Chuck Dinkel 301-831-3637
Water Quality: Carl Smolka 301-929-1365
Webmaster: Ken Bowyer 301-627-7154
Steve Fletcher 301-345-4148
Youth Program: VACANT

Stream Committees:

Paint Branch: Joe Robinson 301-565-3267
Northwest Branch: Joe Robinson 301-565-3267
Middle Patuxent: Alan Burrows 443-610-7850
Patuxent: Jay Sheppard 301-725-5559

Mid Atlantic Council Delegates:

Nick Weber 301-774-2806 / 301-919-2026 (cell)
Bob Dietz 301-854-6893
Marc Hutzell 240-499-4945
Vice Chairman Resources: Jay Sheppard 301-725-5559
Carl Smolka 301-929-1365
Alan Burrows 443-610-7850
Rachel Dagovitz 202.468.9653
Bob O'Donnell 410-733-0638
Jim Greene 301-652-3848
Dennis Covert 410-740-8337
Secretary: Lou Reichel 410-730-5150



Presidents' Column - Bob O'Donnell

The sun's rays felt warm and comforting on my face as I watched my backcast unfurl. It had been too long since I was out fishing so I became my own casting instructor, reminding myself to relax and be patient, "let the rod do the work" I kept telling myself. Muscle memory finally kicked in and those first few awkward casts smoothed out into tighter, neater presentations. The fish on the Savage River weren't cooperating, but I didn't mind, it was a pleasure to just be outside on such a pleasant day, listening to the sound of water rushing over slick rocks, watching the deer and birds through the woods and the numerous bugs ascending into the sky, sometimes coming to rest on my rod. It was a good start to the day.

While driving to the next run, a young bear scramble across in front of me. He ambled up the mountain on the far side of the road, pausing for a short moment to turn around and see what I was up to. I watched him for a few minutes until he resumed his trek off to somewhere important. Maybe following momma I thought... then I decided I should be on my way as well and went on down the road.

The day was coming to a close with not much in the way of fishing to show for it, other than some casting practice. Maybe stopping and trying some brookie water before heading home would be rewarding. I pulled off the road along the Upper Savage, stepped into the stream, and hoped for the best.

I was on a beautiful stretch of water that just screamed brook trout. A short elbow run etched away the bank and straightened out into short glide that slowed in front of and followed some downed trees. I tied on an Elk Hair caddis and started casting in the run, letting the fly drift naturally in the current kissing the trees. About the third cast, I got a splashy strike.

It didn't take long to lose the fish. I think we were both surprised. I was so busy patting myself

on the back for the excellent cast and perfect drift I just made that I was completely unprepared for the fish. The small brookie danced around for a few seconds before spitting out what he thought was dinner. I hung my head and shook it a bit at my “rookie” mistake. Next time I thought.... I knew there had to be more fish in that hole.

The next couple of times I was ready. Several more casts enticed a few more brook trout. They weren't big fish, but what they lacked in size they sure made up for in color and beauty. The day was coming to a close and it was time to pack it in. I stood there for a few extra moments, not fishing, just soaking in the outdoors and what light remained of the day. The brookies were a nice note to end on, but sometimes all you really need to recharge your soul is to take a deep breath and relax in your surroundings. 🌻

Until next month, tight lines!

Bob O'Donnell
President, PPTU

PPTU Mentor Program Beginners & Beyond

Ken Bowyer provides one-on-one streamside fly fishing instruction to PPTU members. Participants must show commitment by having waders or hip boots, a rod and reel outfit, and leader. Discussions will include equipment, knots, casting, flies, dry fly and nymphing techniques, entomology, reading water, conservation, etc. at nearby streams. Instruction will be tailored to individual needs. Members who have not made an **Annual Supporting Contribution** will be asked to contribute \$20.



Contact Ken at 301-627-7154 or by E-mail:
kenbowyer@verizon.net 🌻

Tackle and Tactic Tips - Jay Sheppard

There are many variations to casting a line and a fly to accomplish a variety of objectives. Some casts provide a lot of slack to give more dead drift time, others accommodate obstructions around the fisher, and still others may counteract the wind or the need for mending once the line lands on the water. Not that I am not an artist, but fly casting is like painting—one has a large variety of brushes and strokes to produce different effects. I am a firm believer that when one is facing the target, he must be able to move the plane of the rod stroke from the far right side to the far left and any point in between. If one is locked into using only a standard over-the-head/shoulder casting stroke, you limit yourself to a much smaller number of targets on our local streams. Side casts from either side are often very useful to avoid obstacles either for the rod tip or the line loop as it heads for the water.



The second most (and sometimes only!) needed cast on our local waters is the roll cast. There are only a few requirements to rolling the line over with no room available behind you for a proper back cast. The first is that a few feet of the line tip must remain on the water at the moment before the cast; the water creates the tension to make the cast. This is why one cannot practice the roll cast on a lawn: no resistance. The second is that for just the micro second before the cast is made the fly line must hang behind the tip of the raised rod. Do not pause too long, as the line may then be pulled back to you, and slack will result under the rod. Another trick is that if the direction of the cast is more than about 15 or 20 degrees to the right or left of the direction the line is being dragged back to you, the tip of the rod must be moved to the opposite side of the impending casting direction. This sounds

confusing, but if you try to roll the cast 30 or more degrees and the rod tip is on the same side as the direction of the intended cast, it will cross itself in mid cast and tangle. The fly will certainly not land where you wanted it. Roll casts should be one fluid motion of lifting and snapping the rod downward in the intended direction.


<http://midcurrent.com/videos/joan-wulff-the-roll-cast/>

A reach cast is very useful in reducing drag, especially when casting across the current. Just before the line straightens out on the final forward cast, the rod is dropped directly upstream (rarely downstream) of the fisher. The result should be that the fly line lands a rod length above the fisher and not on a direct line from him to the target. This gives a few more moments before any drag to the drift starts, and a mend is needed. The reach cast can be merged to the end of several other casts, when the opportunity presents itself.

<http://midcurrent.com/videos/the-reach-cast/>

I love parachute casts, which are nothing more than soft casts directed up above the target 10 or 20 feet. The problem is that with any wind they will land unpredictably. They do give lots of S-curves to the line and leader for long drifts. For better accuracy I usually use the stop cast. I make a cast as though I wanted the fly to land 5–10 feet past the actual target. However, just as the line is about to straighten out, I give it a sharp tug back toward my body with my left hand (I am a right-handed caster). The tug is only a few inches in length and results in the line snapping taught and then recoiling in lots of S-curves a few milliseconds before it all reaches the water.

If you can, study some of the many DVDs on fly casting. I highly recommend Lefty Kreh's material, but there are others. Most seem to stress distance over accuracy—I have always thought that most casting instructions were intended for either bonefish or steelhead at 80' and not sipping, nervous trout at 30 feet under a low overhanging branch. Have a great summer and practice your casting while catching lots of fish! 🐟



Patuxent Report - Jay Sheppard

Lots of trout are in our local waters now. All have been there for a month or more. They should be much more willing to take a fly or lure than those first few weeks they found themselves in very unfamiliar surroundings! Many will now have moved out of the larger pools where they were planted and into runs and pocket water. So go fishing!!

Here are all the folks who helped float stock our local streams this year (**-helped on 2 stockings, ***-on 3 stockings): Mike Abramowitz, Phil Ashcraft, Sonny Bell, Eric Bowman, Ron Brooks ***, Alan Burrows ***, Jim Crowell, Art D'amico **, Charlie Dissinger, Jed Feffer, Steve Ferrick, Denise Grogan, Katie Grogan, Jeff Holland, Bob Kaiser ***, Joe Kunsman **, Josh Loh, Phil Lowe, Matt Midas, Neal Murray, Steve Naugle, Joe Robinson, Mark Schaefer, Jay Sheppard **, Greg Sholly **, Carl Smolka, Dennis Tirpak, Val Walters, and Rich Ward. Thanks to one and all.

<https://youtu.be/bufqHdJbLBE>



Please keep your eyes open for poachers! Natural Resources Police are short handed and cannot be everywhere at the same time. Carry your cell phone in a zip-lock bag while on the water. If you call the NRP, please give them as much information as possible: where exactly, descriptions of people and vehicles, etc., etc. Poachers return to the same activity if they are not caught and often bring a buddy. They can multiply faster than rabbits! STOP POACHERS!!

The Patuxent tailwater below Brighton Dam will become largely devoid of trout by the end of

June if past years are any indicator. This is due to a lack of dissolved oxygen (DO) in the water. WSSC is expected to repair the dam over the next 2 years and we hope to determine the cause of this low DO, as well as lack of cold water from the bottom into the releases. We do not expect to do any stockings below the dam until it is repaired and the reservoir fully refilled. This may be a 2 year process. Stay tuned!



A few years ago a couple of fishers got lost in the back woods of Patuxent River State Park, which encompasses the ~12 miles of the special trout regulation area upstream of Rt. 97–Georgia Ave. Even with cell phones, it took some time to get themselves extricated. Here are a few tips regarding the many dozens of trails running through the park. These trails are maintained by the horse riders, and the trails may run along the river bank and then wander off in any direction that suits that user group. If you park at one of the bridges and then walk up or down the river, do not leave a trail in the flood plain unless you have no choice. There are very few places where the river bottom trail goes up the side of a hill and then right back down. Most of the river bottom trails run 10–100' back from the river. The LAST thing you want to try is a trail that leaves the flood plain trail and takes off straight up a hill. In many places it is a couple miles out to a house or road! Most of the best trails along there are on the Howard Co. side of the river, but there are many on the Montgomery Co. side, too.

Carry your cell phone in a Zip-lock but be warned that much of the Patuxent River bottom has no or very poor cell coverage! Naturally, do remember the direction of river flow when you started and walk back the opposite direction to the

bridge you started at!! Also, if you have a GPS unit, use it as you leave the parking lot! If worse comes to worse, call me from the trail, and I can very likely talk you out, if you can provide good descriptions of the stream and other land marks. Do not wait until sunset to start out for the first time!!! It takes me 25 minutes to hike many of those trails, and I am a fast hiker who knows them. You can also check our chapter web site for some trail information, too. 🌸

Reader's Comment on MD Guide Book! - Trout Wrangler

I just finished reading the third edition of "Guide to Maryland Trout Fishing". The book, like the first and second edition is so well written. Easy to read but informative, it is a model for such volumes. In fact I want to purchase two for friends in other states, maybe to encourage such literary efforts. (The guide to Wyoming trout fishing I have reads like a German theological tome)

Gelso, Coburn well done and most appreciated! 🌸

Youth Camps – Openings Available! - Nick Weber

There are still openings in the Fly Fishing Youth camps. Check out the info below and help get folks to web sites to sign up.

The website for the **Tri-State Conservation & Fishing Camp** www.tucamp.org has been fully updated with information about this summer's Camp to be held June 21-26, 2015.

The **Rivers Conservation & Fly Fishing Youth Camp** is on the Yellow Breeches in Boiling Springs, Pennsylvania. More information about the camp and application form can found on their web site - www.riverscamp.com 🌸





If you spot poaching please place a call to the

Catch a Poacher Hotline
At
1-800-635-6124

Add this number to your cell phone contact list!

Fly Rod Builder's Success! **- Trout Wrangler**

We all raised an eyebrow when he started working on his first rod – a “Spey” rod of all things! Well, check out the big smile on Josh Loh’s face with his first Shad ever while fishing Fletchers Cove with the rod he built during our class. Congrats Josh! 🌸



PPTU BBQ - Annual Fundraiser **- Trout Wrangler**

Our chapter’s annual fundraiser is combined with a BBQ this year. Please take note and mark your calendars for **June 21st, Father’s Day!!!**

The event will take place at Centennial Lake in Columbia, MD from 12 p.m. to 4 p.m. BBQ dinner will be provided by Famous Dave’s. This is a family event, so bring the gang along and enjoy a day on the lake. Our annual fundraiser is the main

event we use to raise funds during the year to help support all of our programs and events. We encourage you to help support your chapter by coming out to the event. We’ll have our normal bucket raffles, silent auction, a door prize for those that buy BBQ tickets, and of course raffle tickets for the big prize – a paid trip to West Branch Angler and Resort for Two. Includes three nights, two days float fishing for two anglers. This is one heck of a prize folks!!!

We of course need your help to make the event a success. So tell your friends, bring dad, bring the family, if you’re a dad or granddad – make the kids bring you! Celebrate the day by relaxing on one of the most beautiful lakes in Howard County.



BBQ tickets can be purchased on our web site, at our chapter meeting, and at the event. Raffle tickets can be purchased at the monthly chapter meeting from any board member and you can of course purchase raffle tickets the day of the event.




Our raffle is not just fishing related either! Raffle prizes include flowers, movie tickets, basket of wine, Starbucks gift basket, fine art, etc. There’s something for everyone, kids included.

Your continued support is important! It goes to fund our monthly chapter meeting room, our speakers program, the Project Healing Waters program at Fort Meade, and our support for both Casting for Recovery and youth fishing camps. Your generosity and support goes a long way in making the Potomac-Patuxent Chapter of Trout Unlimited a continued success. 🌸



Members Catch!

Our members have been busy lately! Check out some of these bad boys!



Shop at AmazonSmile
and Amazon will make
a donation to:
**Potomac Patuxent Chapter
#236 of Trout Unlimited**

[Get started](#)

amazonsmile

Smarty Pants? - Joe Robinson

Smart waders go fishing for science!

A Dutch team is developing clever waders that enthusiasts can wear to find not only the ideal location to fish, but to collect key hydrological data for scientists. 🐝

<http://www.bbc.com/news/science-environment-32346223>

Drawing a Trout - Marc Hutzell

Writer and artist James Prosek makes drawings of the fish he catches in order to enhance his powers of observation. Check out this interesting article and video by James. 🐝



<http://www.nytimes.com/2015/04/19/sports/trout-fishing-a-taut-line-to-our-past.html>

Patuxent Special – a Little History - Jay Sheppard

This is the place on the upper Savage River where the fly now known as the Patuxent Special was born. It was in the mid-70s in mid-April. A cold day...fished for a long hour or two with all sorts of flies and did not even see any trout. Tied on a #10 Michigan Wiggler and tossed it out in the hole under the present (=new) bridge of River Road. On first sweep of the fly across the middle of the pool two trout tried to take it off my tippet! Suddenly I had action! Slowed my swing and concentrated on the takes and then landed about 8-10 freshly stocked rainbows in the then flies-only section of the upper Savage River.



I later left off the wing case and called it the Tan Woolly Worm...the chenille was named "tan" by Orvis but it then was really a golden ginger color. By the early 80s those who copied it were having a great luck and someone suggested we rename it the Patuxent Special, as that is the river where most of us had some great success. I have lost count of the number of species of fish it has caught for anglers--both fresh and saltwater. Check out our web site for the Patuxent Special pattern sheet. 🐝



Girl Scout Program a Success - Nick Weber

Volunteers from the Potomac-Patuxent chapter, Cheapeake Women Anglers and Howard County Parks participated in an Environment, Conservation & Fishing program last month at the Brighton Woods Girl Scout Camp.

I think it was quite a success and I hope the girls did too. I saw interest in all parts of the program and the response down at and in the river looking at

the macroinvertebrates was really quite a hit. I think we hit it out of the park! Thanks to all who participated in making this venture a success.



Good job people!

Golden Trout History - Chuck Dinkel

The golden rainbow trout is a gold-orange rainbow trout raised under artificial fish culture conditions and stocked as a novelty for angling sport. The golden rainbow was developed from one fish, a single female trout with a genetic mutation that gave her a mixed golden and normal rainbow trout coloration. She was found in the Petersburg Hatchery in West Virginia in 1954. Through selective breeding with regularly marked rainbow trout, an all-gold, golden rainbow trout was developed. In 1963, this fish strain was popularized as the “West Virginia Centennial Golden Trout.”

Pennsylvania and other states hybridized the pure strain of West Virginia golden trout with normal rainbows and produced palomino trout, which were true genetic palominos. Palomino trout were first stocked in Pennsylvania in 1967. Since then, the genetic strain in Pennsylvania has weakened, but in recent years the hybrid was selectively bred back closer to the stronger, better-colored golden rainbow trout. 🌸



Looks like the girls had a great time!





Contributions should be sent to the Editor as plain text in an email or as an MS Word.doc attachment. The deadline for submissions is the twelfth (12th) day of the month prior to the month of publication.

Editor: Trout Wrangler

Phone: 410-733-0638

Email: TroutWrangler@Yahoo.com

Fur-hackled Sakasa Kebari

Tenkara Fly

<http://www.tenkaratalk.com/2013/11/fur-hackled-sakasa-kebari/>



Return Address:
Potomac-Patuxent Chapter TU
P.O. Box 2865
Wheaton, MD 20915