

The Conservationist



PPTU.org

Potomac-Patuxent Chapter Trout Unlimited

May 2022 • Published monthly except June, July, August and December

“Fly Fishing the Bay for Cobia” with Zach Hoisington

NCCTU & PPTU Meeting - May 18th, 2022 at 7:00PM

Captain Zack has been fishing in the mid-atlantic region for as long as he can remember. He grew up spending summers in Oriental, North Carolina where he learned how to catch fish, clean fish and shuck oysters on his own at a young age. As a child, the only books he would thoroughly read were about fish and he developed a lifelong dream of becoming a fishing guide. After receiving a Biology degree from Colorado College in 2012 this dream came true and Zack began guiding fly fishing trips near Aspen Colorado.

Zack returned to his home waters back east in 2014 and worked at Horn Point Laboratory for 3 years, studying oysters and learning about the complex migration patterns on the Chesapeake Bay. During that time, Zack acquired a boat and began to fully immerse himself in the Chesapeake Bay fishery, chasing various species on fly and light tackle throughout the bay.

Zack is currently a teacher at Gunston School where he teaches students about Marine Biology and continues to pursue a lifelong dedication to connecting people with the water. You can hook up with Zack at [Chesapeake Coastal Charters](#) or email him at: gofishwithzack@gmail.com.



Photo courtesy of Chesapeake Coastal Charters

– *Karan Singh*

Monthly Chapter Meetings – Virtual Until Further Notice

Time and Day: 7:00 PM unless a new time is stated, Third Wednesday except June, July, August and December

Virtual Link:

[Click Here to JOIN the Meeting on May 18th!](#)

Visit our website: www.pptu.org

OFFICERS and DIRECTORS 2021 – 2022

President: Joe Taylor: president@pptu.org
Past-President: Randy Dwyer
Vice-President: *Vacant*
Treasurer: Adam Fishbein
Secretary: Brian Hepler
Directors: Ron Briggs
Ray Miller
Peter Schuler
Bryan Sirotkin
Craig Vanderkolk
Pete Yarrington

Committee Chairs:

Fundraising: *Vacant*
Forum Moderators: Sean Beck, Motti Tadmor
Librarian: Lou Reichel
Mentor Program: Ray Miller
Membership Secretary: Jay Sheppard
Conservationist Editor: Bob O'Donnell
Outings: Lou Reichel: Outings@pptu.org
Speakers Program: Karan Singh
Conservation Advocacy: *Vacant*
Project Healing Waters: Larry Vawter
Ray Collette
Publicity: Bob O'Donnell
Raffles: Joe Taylor
Trout in the Classroom: Alan Burrows
Chuck Dinkel
Water Quality: Pete Yarrington. Peter Schuler
Webmaster: Ken Bowyer
Motti Tadmor
Youth Program: *Vacant*

Stream Committees:

Paint Branch: Joe Robinson
Northwest Branch: Joe Robinson
Middle Patuxent: Bryan Sirotkin
Patuxent: Jay Sheppard

Mid Atlantic Council Delegates:

Alan Burrows
Bob Dietz: Secretary
Randy Dwyer
Marc Hutzell
Lou Reichel
Nick Weber

Contact Us:

mail@pptu.org

Presidents' Column - Joe Taylor



‘Everyone’s a bit hungry these days! The trout have emerged from their wintering holes and are aggressively looking for food. At the same time most fisherman have emerged from their wintering abodes as well and are eagerly anticipating catching a few trout. What a wonderful time of year!

I for one, am really looking forward to fishing some of the upcoming hatches like the Sulphurs and Green Drakes. What flies will work best.... emergers, duns, spent spinners? When you figured it out, I can’t think of a more rewarding sport. Figuring it out is where PPTU can really be a wonderful resource. If you need some guidance (like me) or insight, just ask. Someone, probably with years of experience, will lend a helping hand and point you in the right direction. I’ve learned so much over the last few years from our members and would encourage you to take advantage of what the chapter can offer, including attending outings.

Until you witness a “blizzard” of bugs hatchings, it’s tough to imagine. I have only experienced it a few times, but it was just an amazing sight. As amazing of an event these hatches can be, they can be equally as frustrating. With thousands of “real bugs” in the water, it sometimes seems unsurmountable to get a trout to eat your imitation. With that said, it truly is an experience you will never forget. This is just one of many of the wonderful experiences you may encounter while trout fishing in the springtime.



As I mentioned, take advantage of our chapter outing, they are fantastic learning opportunities. But they wouldn’t happen if it wasn’t for Lou and Craig. I wanted to take a moment to thank both Lou Reichel

and Craig Vander Kolk for planning, organization and hosting our chapter's wonderful monthly outings. It's a ton of work and their dedication to the chapter has resulted in some terrific adventures. The Gunpowder, Casselman, Savage and Spring Creek are just a few of the spots many of us have fished together during one of our outings. If you have not signed up in the past, I would encourage you to keep an eye out for our upcoming events. Keep up the great work Lou and Craig!

So, it's time to get out on the water. I hope you postpone some of that yard work, maybe play hookie from work and enjoy this special time of year! Good luck and I hope to see you at one of our upcoming outing events.

Joe Taylor
President, PPTU



PPTU Mentor Program Beginners & Beyond

PPTU provides one-on-one streamside fly fishing instruction to PPTU members. Participants must show commitment by having waders or hip boots, a rod and reel outfit, and leader. Discussions will include equipment, knots, casting, flies, dry fly and nymphing techniques, entomology, reading water, conservation, etc. all on nearby streams. Instruction will be tailored to individual needs. Members who have not made an **Annual Supporting Contribution (ASC)** will be asked to contribute \$20.

Contact us by e-mail: mentor@pptu.org



Plans for Lefty Kreh Statue - PPTU Members

Several members kindly passed this information to us. Not many people can say that they haven't heard of Lefty Kreh. The plans for creating a statue and where it will be placed is pretty interesting. Check it out! There is also a donation link on the Friends of Lefty Kreh website in case you wish to make a small contribution toward the effort.

[Lefty Kreh Statue](#)

Friends of Lefty Kreh

<https://www.friendsofleftykreh.com/>

Snakehead Video - Grant Alvis

Grant Alvis mentioned this video during his presentation to us last month and we wanted to make sure the membership got a look at it. Watch the video and maybe you'll get the bug to try for snakeheads this year, and the next, and the next...

[The Snakehead Revival | S2E02 | B-Side Fishing](#)

Submerged Aquatic Vegetation (SAV) - Bob O'Donnell

For all the eco people out there in our membership, I had the chance to sit in on a presentation about SAV. Partly because work was driving me nuts and I needed a distraction. The presentation was interesting enough that I dropped what I was doing and paid more attention to the meeting.

It was interesting to learn about the different grasses in the bay and research and restoration being done on them. Next one that comes up I will pass over the membership... I believe the next presentation/discussion is on oysters. Anyway, here are a couple of links in case you are interested in learning more about it.

[Submerged Aquatic Vegetation Workgroup](#)

The link below takes you to an interactive dashboard on SAV.

<https://gis.chesapeakebay.net/sav>

If you spot poaching please call or text:

Maryland Wildlife Crime Stoppers
At
443-433-4112



Add this number to your cell phone contact list!



Fish Passage Restoration - Sebastian Okelly

A fish passage restoration project is set for West Virginia, Virginia, and Maryland.


This project will implement 17 fish passage barrier removal projects, including dam removals and road-stream crossing replacements, to reconnect over 195 miles of habitat for brook trout and American eel in the headwaters of the Potomac Watershed across three states (WV, VA and MD).

The projects are in a watershed of high priority for aquatic connectivity restoration and will assist in the reconnection of a 150 square mile super patch for native brook trout and other aquatic wildlife. This project is part of the Potomac Headwaters River restoration efforts, which include an array of partners that have been working for over 15 years to reconnect high quality, limestone underlain, spring fed, brook trout patches.

Can Smart Phones Kill Trout? - Jay Sheppard

This article discusses the mortality associated with the use of smartphones by anglers wanting that “trophy shot” of their fish. The study focused on Bull Trout, but you get the picture. No pun intended... well, maybe.

[Smart Phone Trout Kill](#)



How NOT to Ruin Your Fly Line - Scientific Anglers

Member Harry Steiner gave us this good tidbit of information. Thanks Harry!!!

Below is a link explaining how not to ruin your fly line by scientific anglers. Rio and other fly line manufacturers have similar opinions especially with the new coatings used by them. In earlier years manufactures like Cortland included cleaning and treatment pads with their lines. Cortland even stated you must treat their fly lines before and after every use. Most people did not know, read, or follow such instructions. They used other aftermarket non-fly lines treatment like Armor All and the like which was not recommended by the manufacturer. Most manufactures provide information on their website on how to care for their lines. With new coatings and materials, it is worth viewing their recommendations and explanations.

[How Not to Ruin Your Flyline](#)

PPTU Social Outing - Craig Vanderkolk

Join your fellow fly fishers and fly tiers for an evening together at Jailbreak Brewing Company on May 5th, 2022.

Share stories of all the fish you caught recently (or not), adventures from the latest outing (Casselman Mother’s Day Caddis Hatch) or your latest fly pattern (or tying problem).



Social Outing Information:

May 5th, 6:30 to 9:00pm
Jailbreak Brewing Company
 9445 Washington Blvd N, Suite F
 Laurel, MD 20723

<https://jailbreakbrewing.com/>

**Patuxent Report
 - Jay Sheppard**

One last stocking of the Delayed Harvest section on the Middle Patuxent in south Columbia was made on April 25. This stream is getting less and less suitable for trout. The bigger pools have largely filled in with sand, leaving little room for trout. Regrettably, we may need to review the stocking of this fishery with DNR as to its future.



The Brighton Dam tailwater still has good flows and temperatures. I do not expect any trout after the middle of June to survive. The Patuxent River simply receives ‘dead’ water from the turbines in mid-June. There is not enough oxygen in the water

to support the trout. The temperatures are fine, just no oxygen. We are still working on getting this fixed. Unfortunately, this has been frustratingly slow. We have pressured the regulatory agencies and the owners of the hydro project to get this fixed.

The upper Patuxent above Route 97 is fishing well for both wild and stocked browns. Just get away from any of the bridges to find the pools and pockets holding the fish. I had a report of some nice sized wild trout last month. They are there, but it takes patience and some skill to find and land one of those wild brownies over 14". You may not catch many trout, but the rewards are there for the exploring fisher who finds a couple of those brutes. Enjoy!

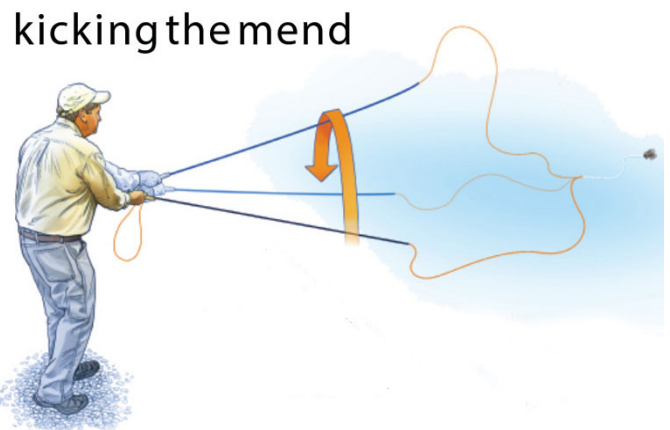
Shop at AmazonSmile
 and Amazon will make
 a donation to:
**Potomac Patuxent Chapter
 #236 of Trout Unlimited**

[Get started](#)

amazonsmile

**Tune-up Time - Mending Mechanics
 - Philip Monahan**

To achieve a good mend, you’ve got to throw a certain portion of your line away from your fly. But getting your line to move up and down the river is harder than it sounds; most beginners end up dragging their flies underwater during the mend. To avoid this, you must lift the part of the fly line that you want to mend off the water, leaving the unmended portion of the line on the water.



There are five keys to a good mend:

1. Mend as soon as the fly touches down, before the line has time to bond to the water's surface. This will help you avoid dragging your fly under.

2. Begin the mend with your rod tip close to the surface of the water. If you have a bunch of slack hanging from your rod tip, all you'll end up moving is the slack, not the line on the water. You may have to make a couple of quick strips to pick up this slack before you mend.

3. The hinging point, where the mended line meets the unmended line, should occur at the seam between the different speed currents. If you don't mend enough line, the current will cause the line to drag the fly; if you mend too much line, you can accidentally pull your fly out of the trout's feeding lane.

4. Lift your rod tip high, even over your head, during the mend. This will allow you to pick up more line and to avoid dragging the line across the water.

5. Mend with authority. A half-hearted mend rarely moves enough line. You'll probably over-mend the first few times — accidentally throwing your fly upstream with the line — but with some practice, you'll learn just how much power is needed to move the line you want to move without disturbing the fly.

Humorous demonstration on mending here by fly fishing internet celebrity Ben Sittig – AKA “Huge Fly Fisherman”. Small factoid – Ben grew up right here in good ol' Maryland.

[Mending Line](#)



Annual Supporting Contribution (ASC) - Jay Sheppard

September starts our annual cycle but now is a good time to consider making your Annual Supporting Contribution (ASC). As a Chapter we are not allowed to assess dues or fees for membership. Along with our other fund raising events, we ask for a \$20 ASC each September to sustain the chapter's administration costs,

educational programs, and community service projects including:

- Room rental for the monthly Chapter meetings (when they resume).
- Trout in the Classroom program that teaches primary & middle schoolers the importance of cold water fisheries to our environment.
- Support to TU fly fishing & conservation camps in Virginia and Pennsylvania, sponsoring attendance by high school students.
- Support of the Project Healing Waters program at Ft. Meade and Walter Reed that provides recreational activities to wounded warriors.
- Support the Mayfly Project for foster kids by being taught to fish and use fly rods.
- Free copies of the Conservationist for local fly shops, State agencies and other conservation organizations.
- Conservation projects that restore trout habitats in rivers & streams across Maryland.



To be clear, PPTU does receive a tiny amount back for members' annual dues to the national TU. This only totals a few hundred dollars annually. Your dues to national TU are separate and apart from any ASC, which is a voluntary donation to the chapter to help cover its expenses each year. PPTU does not mail renewal notices to anyone. If you see a renewal notice in the mail regarding TU, it is from the national offices. PPTU no longer handles renewals of national membership dues.

You can make your ASC donation in several ways:

- At the next chapter meeting (whenever that might be) by cash or check.
- Go to pptu.org and use our PayPal portal: [Donate to PPTU](#)
- Mail a check payable to PPTU to our PO Box (see last page).

PPTU Outing Schedule **- Lou Reichel**

PPTU has several outings scheduled. Detailed information about each outing is on the PPTU web page, including the outings sign up link which is outings@pptu.org.

Casselman River

Outing: Mother's Day Caddis on Casselman River

Where: Near Grantsville, MD, Garret County, Casselman River

When: April 30-May 1, 2022, Saturday and Sunday.

Spring Creek

Outing: Sulphur hatch on Spring Creek, Bellefonte, PA

Where: Fisherman's Paradise, Bellefonte, PA

When: May 14-15, 2022. Saturday and Sunday.



Thank You to PPTU! **- Carol Stevenson**

I was one happy camper as I drove home to lovely downtown Monkton, MD, after the Fly Fishing 101 event. I hope you felt the same way. It's been a long time since our two organizations were able to host a clinic and I thought it went really well. Thanks a million for bringing so much expertise and enthusiasm to the clinic. I'm always so impressed by the many PPTU members who give up their day to help out. As you know, we've waited two long years

to host this clinic and I believe the students who participated have a good, solid foundation now and will be confident enough to join some of our fishing trips.

All the instructors you gathered for the clinic were fantastic! Please convey my gratitude to all. I was so happy with the discussions that the PPTU folks generated. I've received several messages already from the students thanking us for the lessons and the exchanges. Kept them on their toes. Of course, I was delighted to host this clinic with you once again. I could not have done it without you!

Your entomology presentation was a real winner! I find aquatic insects fascinating and could talk about bugs all day. You made a very complex subject enjoyable and entertaining. Now, wait until the students are curious enough to start turning over rocks in the river. I hope they go back to your handouts and realize how valuable they are.

Last, but not least, thank you for all the food you shared with us at the clinic. The coffee and doughnuts got the day off to a good start. And, I have to admit, the fried chicken was delicious.


Again, many thanks!

Carol

Join PPTU! **- Bob O'Donnell**



Please feel free to pass this newsletter off to your friends and invite them to [Join PPTU](#).

When you join Trout Unlimited, you are assigned to a chapter based on your zip code unless you specifically request membership in the **Potomac-Patuxent (PPTU) Chapter No. 236**. If you are not a member of Trout Unlimited, please go to [JOIN TU NATIONAL](#). You may also join Trout Unlimited and become a PPTU member by completing an application form at one of our chapter meetings. (As soon as we start meeting again!)



Members Catch - Bob O'Donnell

Outings are set for the Casselman and Spring Creek. We hope many of you sign up and enjoy these two great trips. Lots of fish to be had amongst good times with your fellow TU members.



Contributions Welcome!

Send your contributions or article suggestions to the Editor in an email or as an MS Word.doc attachment. The deadline for submissions is the twelfth (12th) day of the month prior to the month of publication.

Editor: Bob O'Donnell

Phone: 410-733-0638

Email: TroutWrangler@Yahoo.com



Red Tail Soft Hackle

Several discussion on the PPTU forum centered around this fly. We received two different videos for it so I'm including them both this time as it doesn't hurt to have options.

This fly can be fished unweighted by stripping in or just under the surface film like an emerger, or with weight*, it can be fished under an indicator.

*A heavier version can be tied by forming the rear half of the body by making touching wraps small red ultra wire from the rear to the mid-point of the body. From there, tie as shown in the video.

[Red Tag Wet & Dry with Davie McPhail](#)

[Red Butt Soft Hackle Fly with Bill Morrison](#)



Return Address:
Potomac-Patuxent Chapter TU
P.O. Box 2865
Wheaton, MD 20915