

The Conservationist



PPTU.org

Potomac-Patuxent Chapter Trout Unlimited

Jan 2019 • Published monthly except June, July, August and December

“Annual Fly Tying Extravaganza!” Jan 16th, 2019

Please join us to help bring in the New Year at our annual Fly Tying Demo!

January starts the chapter's New Year off with guest fly tyers performing feats of amazing skill and handcraft as they combine fur, feather and steel and turn them into magical creations.

Make sure to wander around and visit each of our volunteer tyers as they pass along their skills and knowledge while demonstrating flies you can use on our local streams (or even The Bay!) to catch fish.

Some of the featured tiers and flies are: Joe Taylor - Streamers, Sean Beck - Articulated Shanks for Streamers/Variety Nymphs and maybe a Mop Fly!, Ray Collette (Project Healing Waters) – Stimulator, Walt Sheppard - Clouser's Foxy Red Minnow, Josh Cohn (Orvis Bethesda) - Saltwater Flies, Richard Farino & Morgan E. (District Angling Arlington, VA) - Big streamers for Big Fish



The Patuxent Special

Take home a fly pattern recipe and don't miss this opportunity to move yourself closer to the goal of learning or mastering the special art of fly tying. As an added bonus - we have a ton of donated fly tying materials that will be for sale. Bring some small bills \$\$ along and score some nice materials at a super discounted price.

– *Karan Singh*

Monthly Chapter Meetings

Time and Day: 7:00 PM, Third Wednesday except June, July, August and December
Place: Margaret Schweinhaut Senior Center, 1000 Forest Glen Road, Silver Spring, MD 20901
DIRECTIONS TO THE SENIOR CENTER
From Capitol Beltway: North on Georgia Avenue (Rte. 97). First Right on Forest Glen Road, then go past Holy Cross Hospital and across Sligo Creek Parkway. The Center is on the right.

Visit our website: www.pptu.org

OFFICERS and DIRECTORS 2018 – 2019

President: Alan Burrows: president@pptu.org
Past-President: Bob O'Donnell
Vice-President: Randy Dwyer
Treasurer: Bob Kaiser
Secretary: Patrick Masler
Directors: Lee Canby
George Opryszko
Karan Singh
Motti Tadmor
Joe Taylor
Chuq Yang

Committee Chairs:

Fundraising: Rachel Dagovitz
Forum Moderator: Chuq Yang
Librarian: Lou Reichel
Mentor Program: Ken Bowyer
Membership Secretary: Jay Sheppard
Conservationist Editor: Bob O'Donnell
Outings: Lou Reichel: Outings@pptu.org
Speakers Program: Karan Singh
Conservation Advocacy: Jim Keil
Project Healing Waters: Larry Vawter
Ray Collette
Publicity: Bob O'Donnell
Raffles: Bob Kaiser
Trout in the Classroom: Alan Burrows:
Chuck Dinkel
Water Quality: Vacant
Webmaster: Ken Bowyer
Motti Tadmor
Youth Program: Chuq Yang

Stream Committees:

Paint Branch: Joe Robinson
Northwest Branch: Joe Robinson
Middle Patuxent: Bryan Sirotkin
Patuxent: Jay Sheppard

Mid Atlantic Council Delegates:

Alan Burrows
Bob Dietz: Secretary
Jim Greene
Marc Hutzell
Lou Reichel
Nick Weber

Contact Us:

mail@pptu.org

Presidents' Column - Alan Burrows



Well it's January again. That's the month when we all make promises or resolutions. All I'm resolving this year is to lose some weight. January is the month where about the only fishable water may be Beaver Creek unless you travel to Argentina or Chili. Even Big Hunting Creek has recently overflowed its banks! I'm sure Beaver Creek will see me often this month, but South America just isn't in the cards. January is also the month after Christmas so it is time to break out what ever new trout fishing toy you got for being so good (or hiding your mistakes!) in 2018. I had high hopes for a 10' 3-weight for Euro nymphing, but then I have not been that good!

I may have to resort to that jar of change I keep hidden in the garage, sort the mess, and turn it in at the bank to enable a secretive buying trip to a fly fishing show or local fly shop. And speaking of losing weight, I also vow to reduce the quantity and poundage of stuff I carry in my vest ... starting now with a switch to a chest pack and a couple fly boxes in jacket pockets.

While I am cutting back on resolutions this year, it is a great time to set some goals, both personal and organizational. I think it is very important for PPTU to grow interest in clean, cold, fishable water. We need to let more people experience the beauty of a trout stream and the thrill of trout on a fly rod.

We have been asked by the National Capitol Chapter to help them with a fly tying class, in conjunction with the D.C. Fisheries and Wildlife Division, in late January or early February. Additionally, we will once again help teach fly fishing 101 in conjunction with the Chesapeake Women's Anglers in March. The CWA event included over 20 participants last year, of whom about half were PPTU members. These are both great opportunities to introduce Trout Unlimited to people who may have never seen a trout outside of the grocery store. We get them started and pointed in the right direction regarding equipment, knots, flies, and techniques. We will be looking for volunteers for both of these activities. Stay tuned for dates and times.

I think we need to encourage our newer members to join us on outings and be ready to help them with equipment and fly choices. While Ken Bowyer is a wonderful tutor, even he can't teach a person in one day on the water everything one needs to know to be successful catching trout. Lou Reichel, our outings chair, has done a great job re-instituting some guiding and lessons during recent outings, but we need to expand it a bit.

I would challenge every member to find us more youth opportunities. It's great to introduce kids to fishing. We have the knowledge, location and the equipment, and have identified several local areas to fish. We just need to find the kids who would be interested in an outing. If you have a son or daughter, grandson or granddaughter, niece or nephew who belongs to a group like boy scouts or girl scouts that might be interested, please let us know.

Every organization like ours also needs funding to run our programs and increase its effectiveness. Start by using AmazonSmile, details for which are in this newsletter. It's a no-cost way to channel donations to PPTU. Patronize the bucket raffle at our monthly meetings. Contribute your Annual Supporting Contribution (ASC) if you haven't already. Participate in our events, one of which will be a return to Waredaca brew pub in March or April. Check with your employer, which may offer matching contributions or outright grants to eligible non-profit groups. We've garnered several such donations in the past year – a very pleasant surprise! Your participation and contributions make a huge difference in what we can do to further our missions.

I would also challenge all the members to become better stewards of our local waters. If each of us walks out with a few pieces of trash every time we fish we will leave the stream cleaner. There will be a spring clean-up of the roadways and bridges that run off into the Patuxent River. This is a great opportunity to help keep a lot of trash out of the river. We will give you plenty of notice so please come and help.

Until next month, tight lines!


Alan Burrows
President, PPTU



PPTU Mentor Program Beginners & Beyond

Ken Bowyer provides one-on-one streamside fly fishing instruction to PPTU members. Participants must show commitment by having waders or hip boots, a rod and reel outfit, and leader. Discussions will include equipment, knots, casting, flies, dry fly and nymphing techniques, entomology, reading water, conservation, etc. at nearby streams. Instruction will be tailored to individual needs. Members who have not made an **Annual Supporting Contribution (ASC)** will be asked to contribute \$20.



Contact Ken at 301-627-7154 or by E-mail:
kenbowyer@verizon.net 

Tackle and Tactics 101 – Streamer Fishing in Small Streams - Landon Mayer

Conventional wading streamer tactics teach you to fan a run with long swings or cover the water by casting toward the center and stripping the fly back toward you. These are great methods to produce results in large waterways, but are ill-suited for small creeks, tributaries, side channels, and the small spots in and around fish-holding structure. Like a quarterback threading the needle with a laser pass between two defenders, catching fish on streamers in these spots requires a more specific approach and delivery, not to mention specialized flies, rigging, and retrieves.

Controlled Depth - When you're streamer fishing at close range, you don't have the luxury of swimming the fly over long distances, giving the trout plenty of opportunity to follow the fly and make a decision. You need to instantly trigger an aggressive reaction, and a good starting point is to use streamers that imitate food sources the trout are familiar with.

In a big, brawling off-color freestone river you're likely to use beefy black or flashy attractor patterns, but on smaller spring creeks and tailwaters, you'll often find clearer water, and pickier fish, so imitations with natural, imitative colors work best.

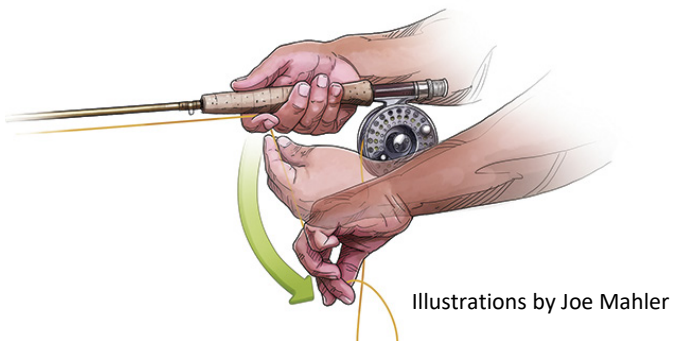
The weight and density of the fly may be even more critical, as controlling the sink rate of the fly—not the fly line—is key. In a larger pool or run you can count on a sinking-tip line to gradually sink the fly to the level of the trout, but if you're trying to drop your fly into a bathtub-size dark spot between two boulders, you must count on the fly to drop into the target zone all on its own.

In situations like this, reach for patterns with tungsten cones to get to the fish in seconds, and give you a chance to add a retrieve before it moves out of the target zone.

And speaking of target zones, don't forget about the shallow water. Too many streamer addicts associate big fish with big, deep runs but in truth, big fish in low-light situations prefer to hunt baitfish in the riffles and shallows. On waters with a lot of fishing pressure, large trout often move completely out of the hard-hit pools and into the shallower, less obvious, and less disturbed places.

In these shallow waters, weight is not your friend, so flies with no weight perform better.

Your fly's exposure to the trout is brief in tight quarters, so it's important to maximize the movement of the fly while it is drifting and swimming. A nonslip loop knot doesn't tighten around the hook eye, allowing the fly to move without being restricted by the tippet section.




Retrieves - Too many fly fishers associate streamer fishing with the same steady, arm-pull stripping motion many of us learned when we tied on our first Woolly Bugger, and they don't really try to mimic a specific food source, or match the retrieve to the specific location. They simply pull line from underneath their index finger, slowly stripping the

line back without any erratic movement. This doesn't supply the abrupt movement that a streamer needs to make it look like it is injured or escaping.

The Johnny Cash adds maximum action to the fly without moving it too quickly from the fish's view.

The Johnny Cash - To keep the fly in the strike zone, and still make it come alive, you need a short, sharp, erratic stripping motion. The best way to generate quick fly movement is to use the same motion used to produce a chord while strumming a guitar. With your thumb, middle, and index fingers, grab the fly line behind the index finger of the opposite hand. By mimicking the strum of a guitar with a pick, you flick your wrist down to quickly retrieve 3 to 6 inches of line at a time. The short "strumming" strips produces a jiggling effect over short distances without too quickly pulling the fly out of the trout's field of vision.

Stop, Drop, & Roll - My favorite spot in a small creek is usually the head of a pool. Most of the time there is a fast shallow riffle at the top, which provides a constant food supply to trout waiting in the deeper water below. Using streamers in this quick transition point can feel impossible because you need to let your fly sink while also matching the movement of a natural food source. And normally the feeding lane is quite narrow, which means with a very active, constant retrieve you move out of the strike zone too quickly.

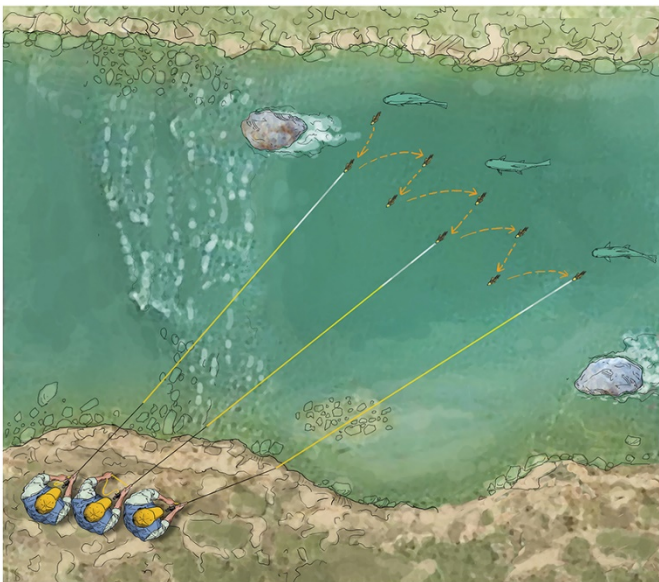


The best retrieve in this situation is one that moves the fly into position, and then lets the water supply the movement and bring the fly to the fish. I call it the "stop, drop, and roll."

I cast beyond the target zone well up into the shallow riffle, put the line under my index finger, and make two or three long strips to position the fly directly above the drop-off. Then I stop the retrieve and allow the fly to drop into the bucket, drifting through the best holding water below. Fish the entire drift and allow the line to come taut below you. Sometimes a trout will grab the fly as it stops drifting and starts swimming again.

The retrieve perfectly mimics the action of fleeing crayfish, which swim aggressively (backward) over short distances, then drop into crevices along the bottom.

Strip & Give - After witnessing many large trout chase a streamer to the edge of the river, then spook and disappear I began to think that the fish weren't merely refusing the fly—they gave chase well out of their comfort zone and suddenly became alarmed by their shallow, vulnerable position. It often had nothing to do with the fly at all. I needed a retrieve that got the fish excited, but at the same time kept the fly in the prime area for the fish to eat.



With the strip and give, I cast at a 45-degree angle to the other side of the river. With the rod tip at the surface, I swing the fly into the feeding lie, give one or two short strips to move the fly, then feed that amount of line back into the drift allowing the current to again pull the line tight and move the fly. Strip again, then give line. The strip and give keeps the fly in the comfortable feeding range of the trout for

longer, and also imitates the flee-then-drift action of an injured baitfish.

Using these flies and retrieves can help you get those big trout that live in water you normally think of as dry-dropper water. Streamers aren't just for fishing in big river and lakes, they can help you find the big trout that live in the tributaries, tailwaters, and spring creeks where you fish. It only takes one fish to hammer your streamer, and you'll quickly develop confidence that will last a lifetime.



If you spot poaching please place a call to the



Catch a Poacher Hotline
At
1-800-635-6124



Add this number to your cell phone contact list!

"The solution to any problem -- work, love, money, whatever -- is to go fishing, and the worse the problem, the longer the trip should be."

~ John Gierach

Winner Winner Holiday Dinner! - PPTU

Our joint holiday dinner with NCC TU this past year seemed to be a big hit. Some of the crowd may have been swayed to stay home because of the rain, but for those who attended it was a great time to enjoy some food and drink while chatting among friends. The winner of the big prize for the event, an unused Orvis bamboo fly rod, was Tim Johnson, who recently joined NCC TU last year. Congrats Tim!



Many thanks to all that helped put the party on and made it a fun event for all. Special thanks to NCC TU's Andrew Reichardt for setting up the event, securing some great prizes and inviting other chapters to join in on the party. Cheers!

PPTU Beer Tie - PPTU

Every 2nd Monday of each month. Old Line Wine Spirits and Bistro is our host. Stop by and check us out. We always have an extra vice and tools available for the curious or new tier. Show up early and try out the food! Tying Time: 7-9pm.

Old Line Fine Wine, Spirits and Bistro
11011 Baltimore Ave. Beltsville, MD 20705



<http://www.oldlinewine.com/>

Fly Fishing Film Tour – January 30th - Beaver Creek Fly Shop

We will be hosting the Film Tour at Antietam Brewery again this year on January 30th. Doors open at 6 pm and the show starts at 7pm.

Join us for our 2019 showing of the Fly Fishing Film Tour! Tickets are available in the store and online. You can also buy them at the door if there are any left. Seating is limited to 80.

There will be appetizers provided for attendees. The brewery also has a full menu to order from if you need more food and of course the bartenders are there to serve you beer! Of course, all ages are welcome!

Antietam Brewery
140 Western Maryland Parkway
Hagerstown, MD 21740

Date: January 30
Time: 6:00 pm - 10:00 pm

<https://flyfilmtour.myeventscenter.com/event/Hagerstown-Md-31265>

Shop Amazon Smile! - PPTU

Don't forget to shop Amazon Smile! Add the *Potomac-Patuxent Chapter* as your charity of choice to your Amazon account. If your company purchases through Amazon, ask them to help support us as well. Its free money to the chapter.

Shop at AmazonSmile
and Amazon will make
a donation to:


**Potomac Patuxent Chapter
#236 of Trout Unlimited**

[Get started](#)

amazonsmile

Members Catch - PPTU

Keep those photos coming and share your fishing adventures with your fellow PPTU members.



Contributions should be sent to the Editor as plain text in an email or as an MS Word.doc attachment. The deadline for submissions is the twelfth (12th) day of the month prior to the month of publication.

Editor: Bob O'Donnell

Phone: 410-733-0638

Email: TroutWrangler@Yahoo.com



Biot Stonefly Nymph

Tis' the season for little black stoneflies. This particular stonefly pattern presents a cool way to use biots and creates an interesting body segment on the fly. The author talks a bit in the beginning, but the pattern is pretty neat. Check it out.

<https://www.youtube.com/watch?v=ZIM-rv1JK10>



Return Address:
Potomac-Patuxent Chapter TU
P.O. Box 2865
Wheaton, MD 20915